

440

il - ut ut lid i uds sa er



Key Features

- 40° x 40° coverage of long-throw drivers allows for large coverage area
- Multi-range tweeter for clear, detailed sound
- Midrange driver for clear, detailed sound
- 16 kHz crossover for clear, detailed sound
- 150 Hz crossover for clear, detailed sound
- 108 dB SPL sensitivity for clear, detailed sound
- 8 ohm impedance for clear, detailed sound



Output Power

Power handling and output specifications for the LTWR Loudspeaker. The speaker is designed for high-fidelity audio reproduction with a maximum power handling of 140W (560W peak) and a sensitivity of 108 dB SPL at 1m. It features a crossover network with a 150 Hz low-pass filter and a 16 kHz high-pass filter. The nominal impedance is 8 ohms. The speaker is available in two configurations: Passive and Bi-Amp (Mid and High). The Bi-Amp configuration allows for even greater power handling and clarity.

Specifications

System Performance			
Frequency Response (+/-3 dB) ¹	180 Hz - 16 kHz		
Frequency Range (-10 dB) ¹	150 Hz - 18 kHz		
Nominal Dispersion	40° H x 40° V		
Sensitivity (SPL @ 1 m)	108 dB S		
Maximum SPL @ 1 m ³	118 dB S (135 dB S peak)		
Crossover Type	Active Bi-Amplified		
Crossover Frequency	16 kHz		
Recommended High-Pass Filter	150 Hz 4th Order Filter (4 dB/octave)		
Impedance	Required		
	Passive	Bi-Amp	
		Mid	High
Power Handling ⁴	140 (560 peak)	140 (560 peak)	5 (300 peak)
Nominal Impedance	8	8	8

Transducers	
Driver Complement	HF 3 (6 mm) voice coil compression driver FL () Bose V midrange manifold each x 45 (114 mm) cone drivers

Physical	
Enclosure	Exterior-grade Baltic birch plywood 11-ply 15 mm
Finish	Clear spray polyurethane coating, black
Grille	16-gauge perforated stainless steel grille, powder-coated finish and backed with an open-cell foam
Mounting	Universal 3-5" diameter
Connections	() parallel-wired NEMA 4 Neutrik Speakon connectors
Suspension / Damping	Six 1/8" (16 mm) stainless steel 3/8" - 16 threaded inserts (4 each on opposite sides) stainless steel
Dimensions	34" H x 18" W x 3" D (864 mm x 457 mm x 76.2 mm)
Net Weight	11 (24.5 kg)
Shipping Weight	14 (31 kg)

Product Code	
Black	310010

¹ Frequency response is based on a 100 Hz reference tone. ² Sensitivity is based on a 1 kHz reference tone. ³ Maximum SPL is based on a 1 kHz reference tone. ⁴ Power handling is based on a 1 kHz reference tone. LTWR Loudspeaker must be mounted vertically for outdoor installations. Horizontal position (rotated 90 degrees) for indoor installations only.

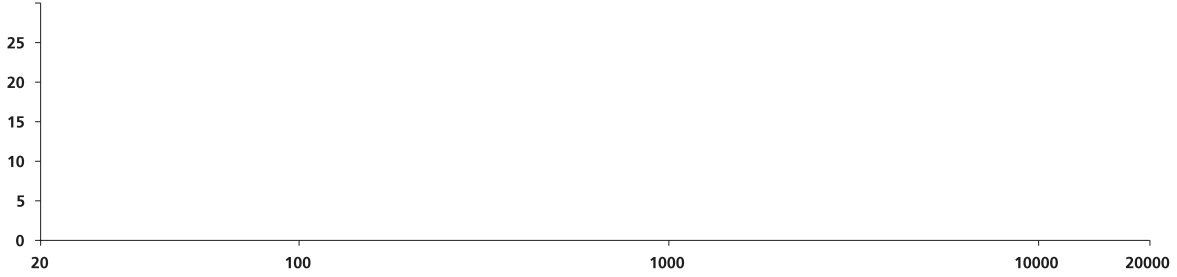


440

i - ut ut id i uds ea er



ire ti ity dex a d



se rofe o al e v o



r se

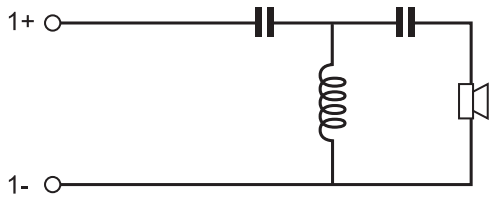
440

i - ut ut id i uds ea er



iri ia ra

Passive


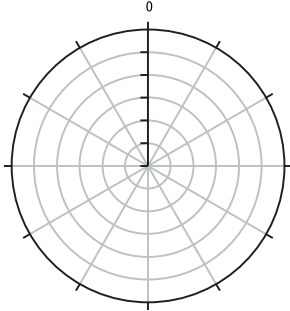


440

i - ut ut id i uds ea er



ri ta ts



LT 4402

se rofe o al e v o



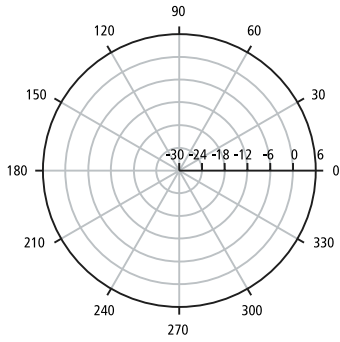
r se

440

i - ut ut id i uds ea er



erti a ts



LT 4402

se rofe o al e v o



r se

440

- ut ut id i ds ea er




ite ts a d i eers

e i at i s

e - a g - fr e c lo ea er all e e o e
 lo ea er

g

se rofe o al e v o



r se