

SHURE
UA846Z2

GLX-D Frequency Manager

SHURE
GLXD4R

Channel 1 display: auto, A1 15.52, -20

SHURE
GLXD4R

Channel 2 display: auto, A2 12.39, -20

SHURE
GLXD4R

Channel 3 display: auto, A3 15.55, -20

SHURE
GLXD4R

Channel 4 display: auto, A4 09.20, -20

SHURE
GLXD4R

Channel 5 display: auto, A5 15.51, -20

SHURE
GLXD4R

Channel 6 display: auto, A6 11.43, -20

GLX-D® ADVANCED



- A C

GLX-D ADVANCED



A

-

/

GLXD4R

2.4 GH



LED

LCD

XLR ¼

1

GLXD4R

GLXD1
GLXD2

SM58

	30	60
	20	50
16		



GLX-D A a 🗣️

GLX-D

1. GLX-D

GLXD4R

2.4 GH



2. GLX-D

(11)

9

A a 🗣️

GLX-D



A 05 - A

8 B

24 B 2.4GH



A505

PA805Z2-RSMA UA8-Z2



A

50

6 25 50 100


3.


GLX-D



4.

GLX-D

USB





GLX-D A a  

	A		A 05 - A
9 11	15 VDC	42 197 163 ()	<2.1 (VSWR) 2050 2700 MH
30 (100) 60 (200) 20 (65) 50 (165)	15 VDC (6)	907.2	(2.45 GH) 8 B
GLX-D	18 °C 63 °C(0 °F 145 °F)		3 dB 100
20 H 20k H	45 483 192 ()	14 18 VDC()550 A	(2.45 GHz) 89%
120 B A	1.63	18 42 B(1 B)	50
1 /A 4.0 2 3 4 /B 7.3	SMA	/ 30 B	(2.45 GHz) 24 B
-88 B ()	2400 2483.5 MH	50	SMA
0.2%()	35 B()	½	105 164 27.5 ()
10 W E.I.R.P.()	50	20 B	70
18 °C (0 °F) 57 °C (135 °F)	10 B		
29 °C (20 °F) 74 °C (165 °F)	+15 B		
() WA302 SMA			
3) 2(1/4	2400 2483.5 MH (OIP3)		
16	48 B ()		
/	50		
	35 B()		
	3 0 B		

		6.35 (1/4)
	100	100 (50)
	+18 BV 12 BV	+12 BV
	1= 2= 3=	= = =

1			
90.4 64.5 22.9 ()		(SM58)	10 W E.I.R.P.()
3.7 V	(1k H 1%)+ 8.4 BV (7.5 Vp-p)	252 51 ()	145 B SPL
900k	TA4M	(SM58) 267	
10 W E.I.R.P.()	1 () 2 +5 V 3 4	3.7 V	
4 (TA4M)	(4)		



625 22
info@shure.com.hk

618
(II) 18 A
info@shure.com.cn

1
816